The background is a soft, watercolor-style wash of light green and white. It is decorated with various green leaves and foliage. In the top left, there are large, dark green monstera leaves. In the top right, there are smaller, rounded green leaves. In the bottom left, there are more rounded green leaves. In the bottom right, there are large monstera leaves and smaller rounded leaves. The overall aesthetic is natural and fresh.

# GENERAL VO CAB

Deaf Aggies & Friends

# RECAP

- **The W's**
- **What is your name? (your name what?)**
- **How are you?**
- **Nice to meet you.**
- **Where are you from? (you from where?)**
- **Where do you live? (you live where?)**
- **Please, thank you, you are welcome**
- **How old are you? (Age what?)**

# RECAP OF INFO

1.

“Big D Deaf” vs. “Little d deaf”

- “Big D” Deaf is someone who may identify more closely with being a member of the deaf community and viewing this as a part of their identity
- “Little d” deaf can refer to a perspective on deafness as a purely medical condition (or ailment), not an identity

2.

Grammar Structure

- ASL uses Topic-Comment as its sentence structure
- The topic is whatever the main point of the conversation is, while the comment is the following information about said point

3.

Facial Expressions

- Facial Expressions and body language are used to convey the emotion or “tone” of whatever you’re talking about






# TOPICS

- **Family**
- **Animals**
- **Time**
- **Places**
- **Health**
- **Food**

# FAMILY




# ANIMALS



# TIME

Monday 

Tuesday 


Wednesday 

Thursday 

Friday 

Saturday 

Sunday 



# PLACES

- **Home**
- **Store\***
- **Church**
- **School**
- **Hospital**

**\*some stores have "name signs"**



# HEALTH

- **Hurt**
- **Glasses**
- **Contacts**
- **Braces**
- **Blind**
- **Brush teeth**
- **Sick**
- **Allergies**

# FOOD

- **Pizza**
- **Milk**
- **Hamburger**
- **Hot dog**
- **Egg**
- **Apple**
- **Cheese**
- **Drink**
- **Spoon, Fork, Cup**
- **Cereal**
- **Water**
- **Candy**
- **Cookie**
- **Hungry, Thirsty**

The background is a soft, watercolor-style wash of light green and white. It is decorated with various green leaves and foliage, including large monstera leaves with characteristic holes and smaller, rounded leaves, scattered around the edges.

# PRACTICE

**Create groups of 2-4 (depending on attendance) and try to practice some questions and answers from our last couple of meetings!**

# GAME

- **Get in two lines side by side**
- **On each side, have the first person in line (nearest the screen) turn to face the officer behind them**
- **Everyone else face forward**
- **The two line leaders will get 3 times to see the sentence from the officer, then they must turn around and tap the person behind them to show them**
- **This will continue as fast as possible down the line**
- **Each student gets to see it 3 times total**
- **At the end, the fastest and most correct line wins!**

# REMINDERS

- **All future meetings in Rudder Tower rm. 502!**
- **Dues: due April 1st**
- **Big event sign-up: if you are interested, please talk to an officer so we can email you!**

The background is a soft, watercolor-style wash of light green and white. It is decorated with various green leaves and foliage. In the top left, there are large, dark green monstera leaves. In the top right, there are smaller, rounded green leaves. In the bottom left, there are more rounded green leaves. In the bottom right, there are large monstera leaves and smaller rounded leaves. The overall aesthetic is fresh, natural, and serene.

THANK  
YOU